

## Solar Energy South Africa

# Height of exhaust window in generator room



## Overview

---

How does generator exhaust enter a building?

Generator exhaust can enter a structure through large openings, such as windows and doors. However, exhaust and CO can also seep into the structure through smaller, less obvious openings. Verify the structure itself as correctly caulked and sealed to prevent air from leaking in or out.

What should a genset room look like?

The genset room floor should be liquid-tight to prevent leakage of oil, fuel, or cooling liquid into nearby soil. The generator room design must also comply with fire protection regulations. The generator room should be clean, dry, well-lit, well-ventilated.

What is the intake/exhaust area of a generator?

Intake and exhaust areas are based on specified air velocities and a louver free area of 50% is used. Total required intake/exhaust areas are presented for the number of active generators and transformers. The documents contain calculations for sizing ventilation systems for generator rooms, transformer rooms and engine rooms.

How to install a genset indoors?

When installing a genset indoors, you need to separate the generator room from occupied areas or choose a silent type diesel generator to protect the surrounding areas from noise pollution produced by the unit during operation. The generator room should be clean, dry, well-lit and well-ventilated.

Where should a diesel generator room be located?

1. Determination of diesel generator room: Considering the air intake, exhaust and smoke exhaust of the diesel generator set, the machine room is preferably located in the first floor if possible.

How big should a generator room be?

You may find the guidelines of generator room size requirements vary greatly, as specific voltages and setups will require different space allowances. For adequate maintenance and airflow clearance, the area above the generator should be at least 4 feet with a minimum of 3 feet at the front and the ends of the enclosure.

## Height of exhaust window in generator room

---



### [Generator Room Ventilation](#)

This document provides calculations for sizing ventilation requirements for a generator room and transformer room. It calculates heat loads, required airflow, and intake/exhaust area sizes for different equipment configurations including ...

### **Design Diesel Generator Room for Optimum ...**

Determination of diesel generator room: Considering the air intake, exhaust and smoke exhaust of the diesel generator set, the machine room is preferably located in the first floor if possible. However, the functions of high ...




### **Importance of Generator Room Ventilation**

Ventilation helps to control the following aspects of a generator room: Temperature of Generator Room: Regulating temperatures of generator rooms is important since engines and other electronic equipment can get quite hot ...

### **NFPA 110: Installation and Environmental ...**

NFPA 110 requires that the room in which the EPS equipment is located shall not be used for other purposes that are not directly related to the EPS. (7.11.1) Parts, tools and manuals for

routine maintenance and repair are permitted to be ...




## Guidelines on Application for Installation of Emergency

specifications of the proposed emergency generator installation:- (a) indicate the position of the emergency generator in a layout plan drawn to a scale of not less than 1:100; (b) indicate the ...

## Diesel Generator Room Requirements: Design ...

You may find the guidelines of generator room size requirements vary greatly, as specific voltages and setups will require different space allowances. For adequate maintenance and airflow clearance, the area ...



## Chapter 5 Exhaust Systems: Exhaust Systems, NYC Mechanical

The exhaust rate for electric arc projectors shall be a minimum of 200 cubic feet per minute (cfm) (0.09 m<sup>3</sup>/s) per lamp. The exhaust rate for xenon projectors shall be a minimum of 300 cfm ...

## DESIGN GUIDELINE 263000 ENGINE-GENERATOR SYSTEM AND ROOM

o UL 2200, "Standard for Stationary Engine Generator Assemblies"  
 o International Fuel Gas Code  
 o Ann Arbor City Code, Chapter 119 Noise Control .  
 Design Requirements: Use U-M Master ...



### Generator Room Ventilation Requirements

Exhaust fans must be placed at heights and vertically above the generator for heat extraction and undesirable emissions. To Conclude Understanding the generator room ventilation intricacies and requirements is a ...

### Proper Room Ventilation for Indoor Generator ...

The air should flow over the entire generator horizontally, thereby cooling the alternator and effectively purging internal heat. As for the exhaust fans, they should be placed high and directly above the generator to ...




### How Close Can a Diesel Generator Be to a Building? Guidelines

à→ EURüi/ðúzü,Éê ?i" ¶³'ÒuË>[oeé¹F →  
 \$Fºx)âÿæËç ¤D ´n& s 8BøfÉR @ ë ÀZ"É^ËËÑzÿ  
 ZmX"§D \_ \_SÛi^ðK-8ºäþ-³.`ew ÷

## What Should I Know About Clearance Requirements ...

Generator exhaust can enter a structure through large openings, such as windows and doors. However, exhaust and CO can also seep into the structure through smaller, less obvious openings. Protect the structure. Verify the ...



## Soundproofing a small generator room

Window . 2. Sound Absorption . The generator room must have airflow or the temperature will rise until eventually the generator overheats. Airflow is achieved with commercial . grade extractor fans and acoustic baffles. The generator ...

## Emergency Generator Room Design , Woodstock ...

There are many factors to consider when contemplating emergency generator room design; environmental factors are an example of important items to consider. give us a call 610-658-3242. Services. Further steps can be taken ...



## Contact Us

---

For catalog requests, pricing, or partnerships, please visit:  
<https://ian-solar.co.za>